

IES Report

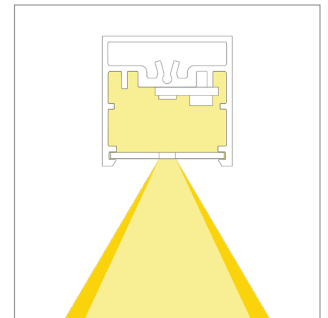
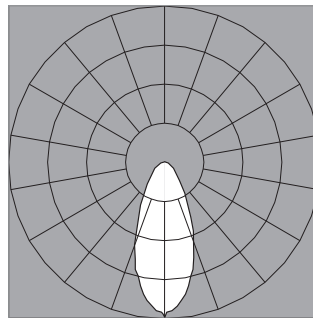
BoxRail® | 107 | 40° Symmetric | 80 CRI | LO

107-BX-XX-4-48-XX-XX-XX-XX-X-X-Z-LO-35-S1-X-AL / WH-X

	2700K	3000K	3500K	4000K
Efficacy - Lumens per Watt	46	48	49	49
Total Lumens, 4' rail length (1219mm)	631	651	664	664
Lumens per foot (305mm)	158	163	166	166
Input Power (W), 4' rail length (1219mm)	13.8	13.8	13.8	13.8
Watts per foot (305mm)	3.5	3.5	3.5	3.5
CRI	85	82	82	82

Due to the large number of options in Vode's product offering, most Vode IES reports are factored reports prepared from source reports. Source reports are the IES test reports prepared for Vode by an NVLAP accredited photometric test laboratory. Factored reports are based on data from the Vode source reports.

If the data above is in black, it is directly from a Vode source report. If it is in grey, it is factored from Vode source reports. Reference details on Vode source reports can be found on the [IES File Finder](#) page on [vode.com](#).



IES Report

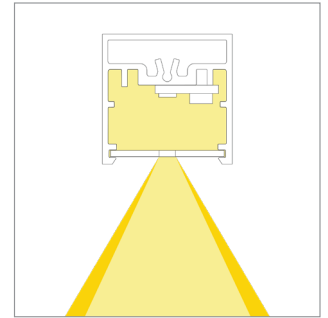
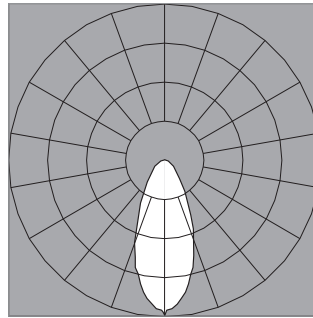
BoxRail® | 107 | 40° Symmetric | 80 CRI | SO

107-BX-XX-4-48-XX-XX-XX-XX-X-X-Z-SO-35-S1-X-AL / WH-X

	2700K	3000K	3500K	4000K
Efficacy - Lumens per Watt	53	55	56	56
Total Lumens, 4' rail length (1219mm)	1262	1302	1328	1328
Lumens per foot (305mm)	315	325	332	332
Input Power (W), 4' rail length (1219mm)	23.9	23.9	23.9	23.9
Watts per foot (305mm)	6.0	6.0	6.0	6.0
CRI	82	82	82	82

Due to the large number of options in Vode's product offering, most Vode IES reports are factored reports prepared from source reports. Source reports are the IES test reports prepared for Vode by an NVLAP accredited photometric test laboratory. Factored reports are based on data from the Vode source reports.

If the data above is in black, it is directly from a Vode source report. If it is in grey, it is factored from Vode source reports. Reference details on Vode source reports can be found on the [IES File Finder](#) page on vode.com.



IES Report

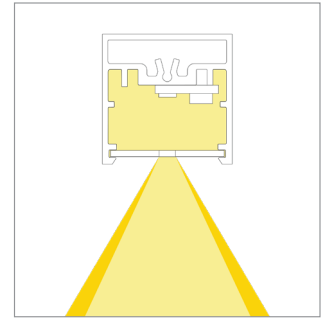
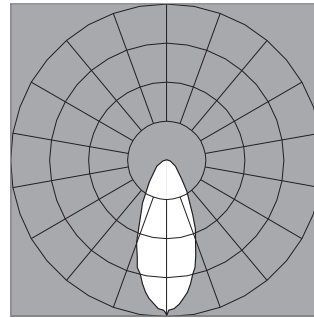
BoxRail® | 107 | 40° Symmetric | 80 CRI | HO

107-BX-XX-4-48-XX-XX-XX-XX-X-X-Z-HO-35-S1-X-AL / WH-X

	2700K	3000K	3500K	4000K
Efficacy - Lumens per Watt	49	51	52	52
Total Lumens, 4' rail length (1219mm)	2397	2473	2524	2524
Lumens per foot (305mm)	599	618	631	631
Input Power (W), 4' rail length (1219mm)	49.1	49.1	49.1	49.1
Watts per foot (305mm)	12.3	12.3	12.3	12.3
CRI	82	82	82	82

Due to the large number of options in Vode's product offering, most Vode IES reports are factored reports prepared from source reports. Source reports are the IES test reports prepared for Vode by an NVLAP accredited photometric test laboratory. Factored reports are based on data from the Vode source reports.

If the data above is in black, it is directly from a Vode source report. If it is in grey, it is factored from Vode source reports. Reference details on Vode source reports can be found on the [IES File Finder](#) page on [vode.com](#).



IES Report

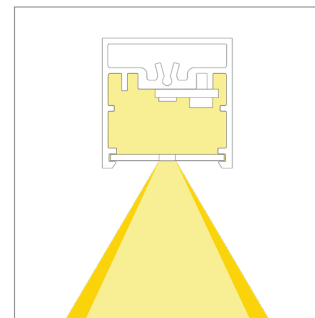
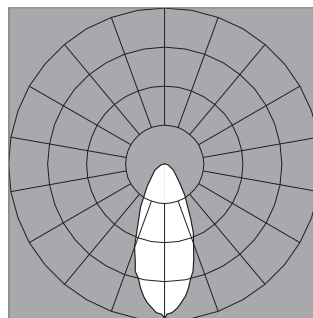

BoxRail® | 107 | 40° Symmetric | 90 CRI | LO

107-BX-XX-4-48-XX-XX-XX-XX-X-X-Z-LO-359-S1-X-AL / WH-X

	2700K	3000K	3500K	4000K
Efficacy - Lumens per Watt	40	41	42	42
Total Lumens, 4' rail length (1219mm)	544	561	573	578
Lumens per foot (305mm)	136	140	143	145
Input Power (W), 4' rail length (1219mm)	13.8	13.8	13.8	13.8
Watts per foot (305mm)	3.5	3.5	3.5	3.5
CRI	94	94	94	94

Due to the large number of options in Vode's product offering, most Vode IES reports are factored reports prepared from source reports. Source reports are the IES test reports prepared for Vode by an NVLAP accredited photometric test laboratory. Factored reports are based on data from the Vode source reports.

If the data above is in black, it is directly from a Vode source report. If it is in grey, it is factored from Vode source reports. Reference details on Vode source reports can be found on the [IES File Finder](#) page on [vode.com](#).



IES Report

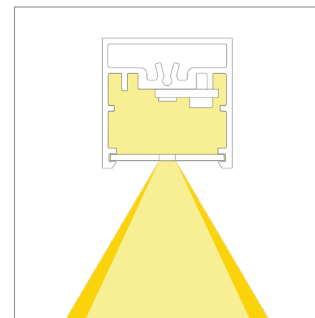
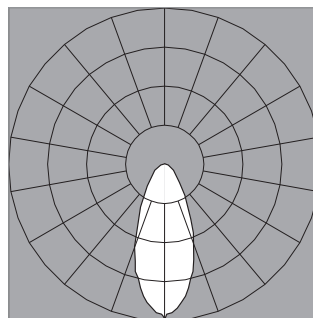

BoxRail® | 107 | 40° Symmetric | 90 CRI | SO

107-BX-XX-4-48-XX-XX-XX-XX-X-X-Z-SO-359-S1-X-AL / WH-X

	2700K	3000K	3500K	4000K
Efficacy - Lumens per Watt	46	47	48	49
Total Lumens, 4' rail length (1219mm)	1088	1122	1145	1156
Lumens per foot (305mm)	272	281	286	289
Input Power (W), 4' rail length (1219mm)	23.9	23.9	23.9	23.9
Watts per foot (305mm)	6.0	6.0	6.0	6.0
CRI	94	94	94	94

Due to the large number of options in Vode's product offering, most Vode IES reports are factored reports prepared from source reports. Source reports are the IES test reports prepared for Vode by an NVLAP accredited photometric test laboratory. Factored reports are based on data from the Vode source reports.

If the data above is in black, it is directly from a Vode source report. If it is in grey, it is factored from Vode source reports. Reference details on Vode source reports can be found on the [IES File Finder](#) page on [vode.com](#).



IES Report

BoxRail® | 107 | 40° Symmetric | 90 CRI | HO

107-BX-XX-4-48-XX-XX-XX-XX-X-X-Z-HO-359-S1-X-AL / WH-X

	2700K	3000K	3500K	4000K
Efficacy - Lumens per Watt	43	44	45	45
Total Lumens, 4' rail length (1219mm)	2067	2132	2176	2197
Lumens per foot (305mm)	517	533	544	549
Input Power (W), 4' rail length (1219mm)	49.1	49.1	49.1	49.1
Watts per foot (305mm)	12.3	12.3	12.3	12.3
CRI	94	94	94	94

Due to the large number of options in Vode's product offering, most Vode IES reports are factored reports prepared from source reports. Source reports are the IES test reports prepared for Vode by an NVLAP accredited photometric test laboratory. Factored reports are based on data from the Vode source reports.

If the data above is in black, it is directly from a Vode source report. If it is in grey, it is factored from Vode source reports. Reference details on Vode source reports can be found on the [IES File Finder](#) page on [vode.com](#).